

VINTAGE TUBE OVERDRIVE VT911

User manual

V02 2007-08



www.behringer.com

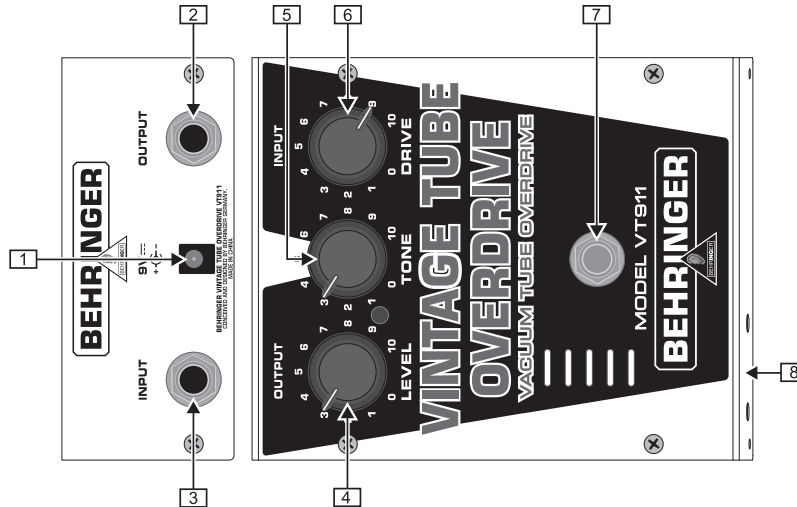


VINTAGE TUBE OVERDRIVE VT911

Thank you for showing your confidence in us by purchasing the BEHRINGER VINTAGE TUBE OVERDRIVE VT911. This high-quality classic tube overdrive pedal is based on a hand-selected BUGERA 12AX7B vacuum tube. Get a whole tube amp in a pedal and take off with anything from warm blues overdrive to heavy distortion.

en

1. CONTROLS



Top view

- 1 Use the 9 V \equiv connection to plug in a 9 V power supply.
- 2 The 1/4" TS *OUT* connector sends the signal to your amp.
- 3 Use this 1/4" TS *IN* connector to plug in the instrument cable.
- 4 The *LEVEL* control adjusts the output level.
- 5 The *TONE* control allows you to adjust the overall sound.
- 6 The *DRIVE* control adjusts the amount of distortion. Extreme *DRIVE* settings result in a more compressed sound with less dynamics.
- 7 Use the footswitch to activate/deactivate the effect. The status LED beneath the *LEVEL* control illuminates when the effect is activated.
- 8 The BUGERA 12AX7B vacuum tube is placed here.

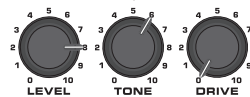
The *SERIAL NUMBER* is located at the underside.

2. SAMPLE SETTINGS

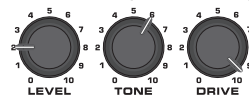
High Gain Drive (Amp: Drive)



Gain Boost (Amp: Drive)



Hard Drive (Amp: Drive)



Volume Drive (Amp: Drive)



Crunch (Amp: Clean)



Metal Drive (Amp: Clean)



VINTAGE TUBE OVERDRIVE VT911

3. WARRANTY

For our current warranty terms, please refer to our website at <http://www.behringer.com>.

4. SPECIFICATIONS

In	Connector	1/4" TS
	Impedance	1 MΩ
Out	Connector	1/4" TS
	Impedance	1 kΩ
Power supply		9 V \pm , 300 mA (Included)
	USA/Canada	120 V \sim , 60 Hz
	Europe/U.K./Australia	230 V \sim , 50 Hz
	China/Korea	220 V \sim , 50/60 Hz
	Japan	100 V \sim , 50/60 Hz
Power connector		2 mm DC jack, negative center
Power consumption		200 mA
Dimensions (H x W x D)		approx. 71 mm (2 4/5") x 127 mm (5") x 159 mm (6 1/4")
Weight		approx. 0.58 kg (1.28 lbs)

BEHRINGER is constantly striving to maintain the highest professional standards. As a result of these efforts, modifications may be made from time to time to existing products without prior notice. Specifications and appearance may therefore differ from those listed or shown.

5. SAFETY INSTRUCTIONS

Do not use near water, or install near heat sources. Use only authorized attachments/accessories. Do not service product yourself. Contact our qualified servicing personnel for servicing or repairs, **especially when power supply cord or plug is damaged.**

Не эксплуатируйте прибор вблизи от источников воды и тепла. Применяйте только авторизованные дополнительные устройства. Никогда не ремонтируйте прибор самостоятельно. Ремонт может производить только квалифицированный специализированный персонал, **особенно при повреждении сетевого провода или сетевой вилки.**

Μη χρησιμοποιείτε τη συσκευή κοντά σε νερό και μην την εγκαθιστάτε κοντά σε πηγές θερμότητας. Χρησιμοποιείτε μόνο εγκεκριμένα εξαρτήματα/παρελκόμενα. Μην εκτελείτε οι ίδιοι εργασίες σέρβις. Για την εκτέλεση εργασιών σέρβις ή επισκευής, επικοινωνήστε με το ειδικευμένο προσωπικό σέρβις της εταιρείας μας, **ιδιαίτερα όταν έχει προκληθεί ζημιά στο καλώδιο ή το βύσμα παροχής ρεύματος.**

Må ikke anvendes i nærheden af vand eller installeres i nærheden af varmeenheder. Brug kun godkendte tilslutninger/tilbehør. Forsøg ikke selv at reparere produktet. Kontakt vores kvalificerede servicepersonale for at få udført service og reparation, **især hvis strømforsyningsledningen eller stikket er beskadiget.**

Non usare in prossimità dell'acqua o installare vicino a fonti di calore. Usare solo collegamenti ed accessori approvati. Non tentare di riparare l'apparecchio da sé. Contattare il nostro personale specializzato per eseguire operazioni di manutenzione e riparazione, **in particolare se il cavo di alimentazione e la spina sono danneggiati.**

Niet gebruiken in de buurt van water of warmtebronnen. Gebruik uitsluitend geautoriseerde uitbreidingen/originele accessoires. Probeer nooit zelf het apparaat te repareren. Neem voor reparaties of onderhoud contact op met de leverancier, **met name wanneer het netsnoer of de stekker van het netsnoer beschadigd is.**

Nie używać w pobliżu wody ani nie instalować w pobliżu źródeł ciepła. Stosować wyłącznie dodatki/akcesoria dopuszczone przez producenta. Nie naprawiać urządzenia samodzielnie. Serwisowanie i naprawy zlecać naszemu wykwalifikowanemu personelowi, **szczególnie w przypadku uszkodzeń przewodu lub wtyku sieciowego.**

Não utilize na proximidade de água, nem instale perto de fontes de calor. Use apenas conexões e acessórios autorizados. Não repare o seu produto. Contacte o nosso pessoal qualificado para consertos ou reparações, **especialmente se o cabo ou a tomada de alimentação estiverem danificados.**

Får inte användas i närheten av vatten eller installeras nära värmekällor. Använd endast godkända delar/tilbehør. Utför aldrig själv någon service på produkten. Kontakta vår kvalificerade servicepersonal för service eller reparationer, **särskilt om det förekommer skador på strömkabeln eller stickkontakten.**

Älä käytä laitetta veden tai lämmönlähteiden lähellä. Käytä vain hyväksytyjä lisätarvikkeita. Älä tee laitteeseen itse minkäänlaisia korjauksia. Ainoastaan pätevä ammattihenkilökunta saa suorittaa korjaukset; tämä koskee **erityisesti vaurioituneita verkkokaapeleita tai -pistokkeita.**

不要在靠近水源的地方使用，或在靠近热源的地方安装。只使用经过许可的附件/配件。不要自己进行产品维修，**尤其是当电源线或插座损坏的时候。**请联系我们的专业服务人员有关产品维修事宜。

Manuali italiani disponibili @ www.behringer.com

Русскоязычное руководство @ www.behringer.com

Polska instrukcja dostępna jest pod adresem @ www.behringer.com

Nederlandse handleiding beschikbaar @ www.behringer.com

Suomenkielinen käyttöohje saatavilla osoitteesta www.behringer.com

Svensk manual finns tillgänglig på www.behringer.com

Dansk vejledning findes på @ www.behringer.com

Manual português disponível @ www.behringer.com

Ελληνικό εγχειρίδιο υπάρχει διαθέσιμο στη διεύθυνση www.behringer.com

使用说明可在 www.behringer.com 下载

Technical specifications and appearance subject to change without notice. The information contained herein is correct at the time of printing. BEHRINGER accepts no liability for any loss which may be suffered by any person who relies either wholly or in part upon any description, photograph or statement contained herein. Colours and specification may vary slightly from product. Products are sold through our authorised dealers only. Distributors and dealers are not agents of BEHRINGER and have absolutely no authority to bind BEHRINGER by any express or implied undertaking or representation. No part of this manual may be reproduced or transmitted in any form or by any means, electronic or mechanical, including photocopying and recording of any kind, for any purpose, without the express written permission of BEHRINGER International GmbH. BEHRINGER, the BEHRINGER logo and JUST LISTEN are trademarks of BEHRINGER. ALL RIGHTS RESERVED. © 2007 BEHRINGER International GmbH, Hanns-Martin-Schleyer-Str. 36-38, 47877 Willich-Münchheide II, Germany. Tel. +49 2154 9206 0, Fax +49 2154 9206 4903